



Laurentian series



➤ LRT 101



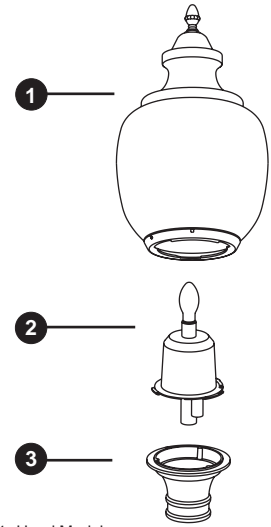
➤ LRT 102



Laurentian Series

The LRT100 series fixtures are made of a one-piece injected molded frosted polycarbonate or acrylic globe mechanically fastened to a QUAD-TURN system c/w stainless steel hardware and cast aluminum finial. The globe is assembled to a cast aluminum post top adaptor. The lamp and removable ballast assembly are accessible by means of a tool-free QUAD-TURN. The LRT102 offers a spun aluminum top. With PA2H and PA4H option the optical assembly stays fastened by a hinge to the fitter, providing a hands-free approach to servicing and accessing the various internal components.

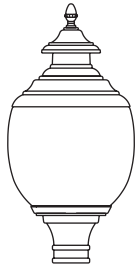
MAINTENANCE



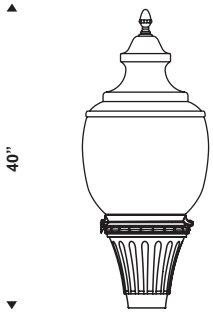
- 1- Head Module
- 2- Ballast / cone Module
- 3- Fitter Module



LRT 100



LRT 102



LRT 101-PA2H



LRT 102-PA4H

TENON ADPATOR: Ø4" x 3"lg
E.P.A: 1.65 sq ft

WEIGHT: 23 lbs

OPTIC

ORV_*C
Cut-off Reflector Vertical lamp



*Type 3 & 5

OC_*N
NON Cut-off Reflector & Refractor Vertical lamp



*Type 3 & 5

OLS_*S
Semi cut-off Louvers System (compact version) Vertical lamp



*Type 3 & 5

OG_*N
NON Cut-off Glass Refractor Vertical lamp



*Type 3 & 5

NO5N
NON Cut-off Vertical lamp



Type 5

Option: HS House shield

ORDERING INFO

PRODUCT

LRT 100

OPTIC

OG3N

GLOBE

GAC

WATT / SOURCE / SOCKET

100 MH / MED

VOLTAGE

120

COLOR

BK TX

OPTION

PA4H

GLOBE

GAF: Frosted Acrylic
GPF: Frosted Polycarbonate
GAO: Opal Acrylic
GPO: Opal Polycarbonate



OPTIONS

FINIALS:



#F1 #F2 #F3 #F4 #F5

FITTERS:



#PA1

#PA2H
IP66
(available)

#PA4H
IP66
(available)

#PBT: Button Type Photocell

#PTL: Twist Lock-Photocell

#AC: Copper Accent

#PTR3: Post Top Reducer Ø3"

#AB: Brass Accent

WATT / SOURCE / SOCKET

METAL	50	MH	Medium
HALIDE	70	MH	Medium
	100	MH	Medium
	150	MH	Medium
	175	MH	Medium & Mogul
- consult factory	250	MH	Mogul

HIGH PRESSURE SODIUM	50	HPS	Medium
	70 <td>HPS <td>Medium & Mogul</td> </td>	HPS <td>Medium & Mogul</td>	Medium & Mogul
	100 <td>HPS <td>Medium & Mogul</td> </td>	HPS <td>Medium & Mogul</td>	Medium & Mogul
	150 <td>HPS <td>Medium & Mogul</td> </td>	HPS <td>Medium & Mogul</td>	Medium & Mogul
- consult factory	250	HPS <td>Mogul</td>	Mogul

VOLTAGE

Single tap: 120v / 208v / 240v / 277v / 347v / 480v
Dual tap: **Dt1*** (120-240v) **Dt2*** (120-277v)
Tri tap: **Tt1*** (120-208-240v) **Tt2*** (120-277-347v)
Quad tap: **Qt*** (120-208-240-277v)

* = connected at _____ volts

COLOR

WH TX	WHITE	RD TX	RED
BK TX	BLACK	GY TX	GREY
GN TX	GREEN	GND TX	DARK GREEN
TAN TX	BEIGE	BU TX	BLUE
BZ TX	BRONZE	SY SM	NU SPARKLE SILVER

EXAMPLE

